


DESCRIPTIVE FEATURES

- INSULATION THICKNESS 70 mm
- 7" TOUCH SCREEN WITH RECIPE MEMORY
- USB SOCKET FOR DATA DOWNLOAD
- AISI 304 STAINLESS STEEL
- ROUNDED EDGES
- EASILY ACCESSIBLE MAINTENANCE COMPARTMENT
- EVAPORATOR WITH CATAPHORESIS TREATMENT
- ADJUSTABLE FEET
- BOTTOM DRAIN WITH STANDARD COLLECTION TRAY
- RIGHT HINGE AS STANDARD (LEFT HINGE ON REQUEST)
- REFRIGERANT GAS R452A (ON REQUEST R448A, R449A)
- BIVALENT TRAY SUPPORT GN 1/1 OR EN 60X40
- DISTANCE BETWEEN RACK RAILS 65 mm

ACCESSORIES

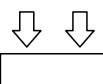

ACC 509
Heated core probe



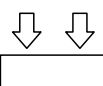
ACC 510
Multipoint core probe



ACC 110
Ozone sterilizer



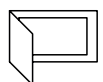
ACC 155
Rails For Oven




ACC 154
Rails For Rational Oven



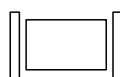
ACC 140
Kit 4 Castors



ACC 135
Door Opening Left



ACC 147
Led Light



ACC 800/2
Surcharge for EN 60X40
Trays Holder



Special voltages on
request



ACC 125
Wi-Fi connection kit



ACC 126
Connection to the
Sinofcold Cloud,
valid for 3 years

ROOM CONDITIONS

+32°C

60% UR

SPECIFICATIONS IN COMPLIANCE WITH prEN 17032

Blast Chilling (+65°C / +10°C)		Deep Freezing (+65°C / -18°C)	
Max. Capacity	Time	Max. Capacity	Time
30 kg	120 min	18 kg	260 min

REFRIGERANT GAS

Type	GWP	Charge
R452A	2141	1,2 kg
R448A	1387	1,2 kg
R449A	1397	1,2 kg

TECHNICAL DATA

Model	FT7.30	FT7.30W	FT7.30R	FT7.30WR	FT7.30SG	FT7.30SGCO ₂
Version	AIR	WATER	REMOTE	WATER REMOTE	WITHOUT GROUP	WITHOUT GROUP (CO ₂)
Capacity	7 GN 1/1 7 EN 60X40	7 GN 1/1 7 EN 60X40	7 GN 1/1 7 EN 60X40	7 GN 1/1 7 EN 60X40	7 GN 1/1 7 EN 60X40	7 GN 1/1 7 EN 60X40
Blast Chilling	30 kg +90°C → +3°C 90 min	30 kg +90°C → +3°C 90 min	30 kg +90°C → +3°C 90 min	30 kg +90°C → +3°C 90 min	30 kg +90°C → +3°C 90 min	30 kg +90°C → +3°C 90 min
Deep Freezing	18 kg +90°C → -18°C 240 min	18 kg +90°C → -18°C 240 min	18 kg +90°C → -18°C 240 min	18 kg +90°C → -18°C 240 min	18 kg +90°C → -18°C 240 min	18 kg +90°C → -18°C 240 min
Standard tension	230 V / 1 Ph 50 Hz	230 V / 1 Ph 50 Hz	230 V / 1 Ph 50 Hz	230 V / 1 Ph 50 Hz	230 V / 1 Ph 50 Hz	230 V / 1 Ph 50 Hz
Power consumption	1,5 kW / 8,5 A	1,5 kW / 8,5 A	1,5 kW / 8,5 A	1,5 kW / 8,5 A	0,6 kW / 3,5 A	0,6 kW / 3,5 A
HP	1,2 HP	1,2 HP	1,2 HP	1,2 HP	•	•
Noise	<70 dB	<70 dB	<70 dB	<70 dB	<70 dB	<70 dB
Refrigeration power -10°C	3.200 W Evap. -10°C Cond. +45°C	3.200 W Evap. -10°C Cond. +45°C	3.200 W Evap. -10°C Cond. +45°C	3.200 W Evap. -10°C Cond. +45°C	•	•
Refrigeration power -30°C	1.150 W Evap. -30°C Cond. +45°C	1.150 W Evap. -30°C Cond. +45°C	1.150 W Evap. -30°C Cond. +45°C	1.150 W Evap. -30°C Cond. +45°C	•	•
Dimensions	798 x 845 x 995/1025 mm	798 x 845 x 995/1025 mm	798 x 845 x 995/1025 mm	798 x 845 x 995/1025 mm	798 x 845 x 995/1025 mm	798 x 845 x 995/1025 mm
Net Weight	130 kg	130 kg	130 kg	130 kg	95 kg	95 kg
Set-up	PURE KLIMA EXPERIENCE	PURE KLIMA EXPERIENCE	PURE KLIMA EXPERIENCE	PURE KLIMA EXPERIENCE	PURE KLIMA EXPERIENCE	PURE

